



PACi ELITE CEILING: LARGE AND WIDE AIR DISTRIBUTION

- Wide air distribution for large rooms
- Horizontal air flow reaches maximum 9,5m
- Fresh air connection available on the unit
- Slim design with 235mm height fits narrow space
- Silent operation
- Twin, Triple and Double-twin split options
- Easy connection and control of external fan or ERV using the connector PAW-FDC on the indoor unit PCB. The external device can be controlled by the remote control of the Panasonic indoor unit
- New Comfort Cloud control



Refrigerant gas R32 that shows a drastic reduction in the value of Global Warming Potential (GWP). — Exceptional Seasonal cooling efficiency based on the ErP regulation. — Exceptional Seasonal heating efficiency based on the ErP regulation. — Inverter Plus System classification highlights the highest performing Panasonic systems. — The air conditioner works in cooling mode with an outdoor temperature of -15°C. — The air conditioner works in heating mode even when outdoor temperatures are as low as -20°C.



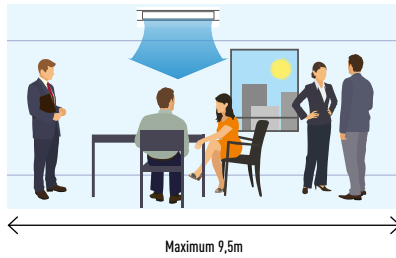
DC Fan. Safe and precise. — R410A/R22 renewal. — Internet Control. A next generation system providing a user-friendly remote controller of air conditioning or heat pump units from everywhere, using a simple Android or iOS smartphone, tablet or PC via internet. — Danavani, a new way to connect. Simple and easy support tool with your smartphone. — BMS connectivity. The communication port can be integrated into the indoor unit and provides easy connection to, and control of, your Panasonic heat pump to your home or building management system. — 5 Years compressor warranty.

Ceiling mounted units provide large and wide air distribution which is good for big rooms. The height and depth of all capacities are the same for unified appearance in mixed installations.

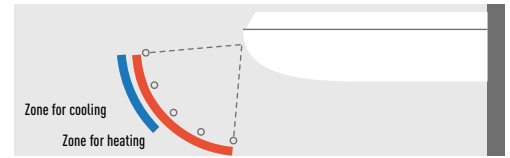
Further comfort improvement with airflow distribution

Horizontal air flow reaches maximum 9,5m. This is ideal for wide rooms.

The wide air discharge opening expands the air flow to the left and the right. The unpleasant feeling caused when the air flow directly hits the human body is prevented by the "Draft prevention position", which changes the swing width, so that the degree of comfort is increased.



Air distribution is altered depending on the operational mode



PACi R32 Refrigerant Gas

Panasonic recommends R32 because it is more environmentally friendly than alternatives. Compared to R22 and R410A, R32 has a very low potential impact on global warming. Panasonic is leading the switch to R32.



New Commercial WLAN Adaptor

New Panasonic CZ-CAPWFC1 interface adaptor, allows connection of one or a group of indoor units to be managed by the Panasonic Comfort Cloud App, which provides control, monitoring, scheduling and error alerts.



datanavi, a new way to connect. Simple and easy support tool with your smartphone



Just holding up your smartphone to the LED display on a remote controller (CZ-RTC5B) to receive useful AC system information super fast by Panasonic Light ID Technology.

- Scan & Save AC system info
- Easy access to manual database
- Commissioning, F gas check data history



	Remote controller	Cooling Capacity		SEER ¹⁾	Heating Capacity		SCOP ¹⁾	Indoor unit	Sound pressure ²⁾		Dimension [In/d]	Outdoor unit ³⁾	Dimension [Out]		Piping length range / Elevation difference [in/out] ⁴⁾
		Nom [Min - Max]	kW		Nom [Min - Max]	kW			Hi / Med / Lo	dB(A)			H x W x D	mm	
PACi ELITE. KIT-_H5 Single Phase / KIT-_H8 Three Phase.															
3,60kW	KIT-36PT2ZH5	3,60 [1,50 - 4,00]	7,20 A++	4,00	4,00 [1,50 - 5,00]	4,80 A++	S-36PT2E5B	36/32/29	235 x 960 x 690	U-36PZH2E5	695 x 875 x 320	3 - 40 / 30			
5,00kW	KIT-50PT2ZH5	5,00 [1,50 - 5,60]	7,00 A++	5,60	5,60 [1,50 - 6,50]	4,60 A++	S-50PT2E5B	37/33/29	235 x 960 x 690	U-50PZH2E5	695 x 875 x 320	3 - 40 / 30			
6,00kW	KIT-60PT2ZH5	6,00 [2,00 - 7,10]	7,20 A++	7,00	7,00 [1,80 - 8,00]	4,70 A++	S-60PT2E5B	38/34/30	235 x 1275 x 690	U-60PZH2E5	695 x 875 x 320	3 - 40 / 30			
7,10kW	KIT-71PT2ZH5	7,10 [2,20 - 9,00]	6,70 A++	8,00	8,00 [2,00 - 9,00]	4,60 A++	S-71PT2E5B	39/35/31	235 x 1275 x 690	U-71PZH2E5	996 x 940 x 340	5 - 50 / 30			
10,00kW	KIT-100PT2ZH5	10,00 [3,10 - 12,50]	7,00 A++	11,20	11,20 [3,10 - 14,00]	4,60 A++	S-100PT2E5B	42/37/35	235 x 1590 x 690	U-100PZH2E5	1416 x 940 x 340	5 - 85 / 30			
12,50kW	KIT-125PT2ZH5	12,50 [3,20 - 14,00]	6,59	14,00	14,00 [3,20 - 16,00]	4,36	S-125PT2E5B	46/40/36	235 x 1590 x 690	U-125PZH2E5	1416 x 940 x 340	5 - 85 / 30			
14,00kW	KIT-140PT2ZH5	14,00 [3,30 - 16,00]	5,70	16,00	16,00 [3,30 - 18,00]	4,00	S-140PT2E5B	47/41/37	235 x 1590 x 690	U-140PZH2E5	1416 x 940 x 340	5 - 85 / 30			
7,10kW	KIT-71PT2ZH8	7,10 [2,20 - 9,00]	6,60 A++	8,00	8,00 [2,00 - 9,00]	4,60 A++	S-71PT2E5B	39/35/31	235 x 1275 x 690	U-71PZH2E8	996 x 940 x 340	5 - 50 / 30			
10,00kW	KIT-100PT2ZH8	10,00 [3,10 - 12,50]	6,90 A++	11,20	11,20 [3,10 - 14,00]	4,60 A++	S-100PT2E5B	42/37/35	235 x 1590 x 690	U-100PZH2E8	1416 x 940 x 340	5 - 85 / 30			
12,50kW	KIT-125PT2ZH8	12,50 [3,20 - 14,00]	6,56	14,00	14,00 [3,20 - 16,00]	4,36	S-125PT2E5B	46/40/36	235 x 1590 x 690	U-125PZH2E8	1416 x 940 x 340	5 - 85 / 30			
14,00kW	KIT-140PT2ZH8	14,00 [3,30 - 16,00]	6,23	16,00	16,00 [3,30 - 18,00]	4,28	S-140PT2E5B	47/41/37	235 x 1590 x 690	U-140PZH2E8	1416 x 940 x 340	5 - 85 / 30			
PACi STANDARD. KIT-_H5 Single Phase / KIT-_H8 Three Phase.															
6,00kW	KIT-60PT2Z5	6,00 [2,00 - 7,10]	6,80 A++	6,00	6,00 [1,80 - 7,00]	4,60 A++	S-60PT2E5B	38/34/30	235 x 1275 x 690	U-60PZ2E5	695 x 875 x 320	3 - 40 / 30			
7,10kW	KIT-71PT2Z5	7,10 [2,00 - 7,70]	6,50 A++	7,10	7,10 [1,80 - 8,10]	4,30 A++	S-71PT2E5B	39/35/31	235 x 1275 x 690	U-71PZ2E5	695 x 875 x 320	3 - 40 / 30			
10,00kW	KIT-100PT2Z5	10,00 [3,00 - 11,50]	6,50 A++	10,00	10,00 [3,00 - 14,00]	4,20 A++	S-100PT2E5B	42/37/35	235 x 1590 x 690	U-100PZ2E5	996 x 980 x 370	5 - 50 / 30			
12,50kW	KIT-125PT2Z5	12,50 [3,20 - 13,50]	5,77	12,50	12,50 [3,30 - 15,00]	3,75	S-125PT2E5B	46/40/36	235 x 1590 x 690	U-125PZ2E5	996 x 980 x 370	5 - 50 / 30			
14,00kW	KIT-140PT2Z5	14,00 [3,30 - 15,00]	5,49	14,00	14,00 [3,40 - 16,00]	3,70	S-140PT2E5B	47/41/37	235 x 1590 x 690	U-140PZ2E5	996 x 980 x 370	5 - 50 / 30			
10,00kW	KIT-100PT2Z8	10,00 [3,00 - 11,50]	6,50 A++	10,00	10,00 [3,00 - 14,00]	4,20 A++	S-100PT2E5B	42/37/35	235 x 1590 x 690	U-100PZ2E8	996 x 980 x 370	5 - 50 / 30			
12,50kW	KIT-125PT2Z8	12,50 [3,20 - 13,50]	5,75	12,50	12,50 [3,30 - 15,00]	3,75	S-125PT2E5B	46/40/36	235 x 1590 x 690	U-125PZ2E8	996 x 980 x 370	5 - 50 / 30			
14,00kW	KIT-140PT2Z8	14,00 [3,30 - 15,00]	5,48	14,00	14,00 [3,40 - 16,00]	3,70	S-140PT2E5B	47/41/37	235 x 1590 x 690	U-140PZ2E8	996 x 980 x 370	5 - 50 / 30			

Accessories	CZ-RE2C2 Simplified remote controller	PAW-GRDBSE20 Outdoor base ground support for noise and vibration absorption
CZ-RTC5B Wired remote controller with Econavi function and datanavi	PAW-GRDSTD40 Outdoor elevation platform 400x900x400mm	PAW-PACR3 Interfaces to run 3 units on Backup and alternative run
CZ-RWS3 Infrared remote controller	PAW-WTRAY Tray for condenser water compatible with base ground support	CZ-CAPWFC1 NEW Commercial WLAN Adaptor


1) EER and COP calculation is based in accordance to EN14511. 2) For models below 12kW, the SEER and SCOP is calculated based on values of EU/626/2011. For models above 12kW, the SEER and SCOP is calculated based on values of EU/2281/2016. 3) The sound pressure of the units shows the value measured of the position 1m in front of the main body and 1m below the unit. The sound pressure is measured in accordance with Eurovent 4/C/006-97 specification. 3) Outdoor unit operation range : PZH : Cooling -15 ~ +46°C, Heating -20 ~ +24°C, PZ : Cooling -10 ~ +43°C, Heating -15 ~ -24°C. 4) When installing the outdoor unit at a higher position than the indoor unit. * Recommended fuse for the indoor 3A.



To find out how Panasonic cares for you, log on to: www.aircon.panasonic.eu

Panasonic Marketing Europe GmbH
Panasonic Air Conditioning
Hagenauer Strasse 43, 65203 Wiesbaden, Germany

heating & cooling solutions



Due to the ongoing innovation of our products, the specifications of this catalogue are valid bearing typographic errors, and may be subject to minor modifications by the manufacturer without prior warning in order to improve the product. The total or partial reproduction of this catalogue is prohibited without the express authorisation of Panasonic Marketing Europe GmbH.